



SUPPLEMENTAL FIGURES

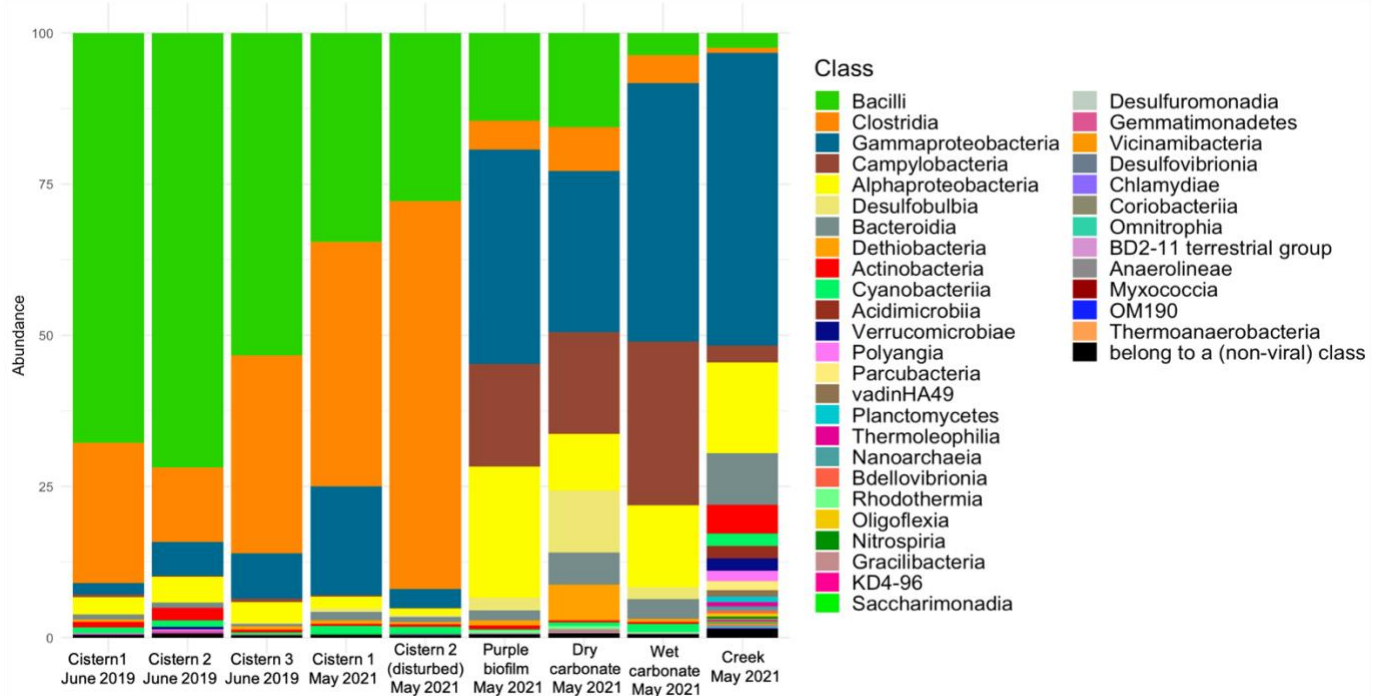
SF1: Ney Springs cistern and water spigot



SF 2: Biofilms growing near outflow areas of cistern



SF 3: Taxonomic plot at the Class level of 16S rRNA samples collected from the Ney's Spring cistern in June 2019 and May 2021, as well as outflow samples and Ney Springs Creek samples collected in 2021.



References mentioned in project report

Waring G. Springs of California. U.S. Geological Survey. 1915.

Szponar N, Brazelton WJ, Schrenk MO, Bower DM, Steele A, Morrill PL. Geochemistry of a continental site of serpentinization, the Tablelands Ophiolite, Gros Morne National Park: A Mars analogue. *Icarus* 2013; **224**: 286–296.

Brazelton WJ, Schrenk MO, Kelley DS, Baross JA (2006) Methane and sulfur metabolizing microbial communities dominate in the Lost City Hydrothermal Field ecosystem. *Appl Environ Microbiol* 72(9):6257-6270

Sorokin DY, Tourova TP, Mußmann M, Muyzer G, Dethiobacter alkaliphilus gen. nov. sp. nov., and Desulfurivibrio alkaliphilus gen. nov. sp. nov.: two novel representatives of reductive sulfur cycle from soda lakes. *Extremophiles* (2008) 12:431-439

Sorokin DY. Oxidation of inorganic sulfur compounds by obligately organotrophic bacteria. *Microbiology* 2003; **72**: 641–653.

Liu JH, Wang YX, Zhang XX, Wang, ZG, Chen YG, Wen, ML, Xu LH, Peng Q, and Cui XL, Salinarimonas rosea gen. nov., sp. nov., a new member of the a-2 subgroup of the Proteobacteria, *IJSEM* 2010, 10.1099/ijms.0.006981-0

Kelly DP, Chambers LA, and Trudinger PA, Cyanolysis and Spectrophotometric Estimation of Trithionate in Mixture with Thiosulfate and Tetrathionate, *Analytical chemistry* (1969) 41:7:898-901

Suzuki S, Ishii S, Hoshino T, Rietze A, Tenney A, Morrill PL, et al. Unusual metabolic diversity of hyperalkaliphilic microbial communities associated with subterranean serpentinization at The Cedars. *Nat Publ Gr* 2017; **11**: 2584–2598.